



## Student Help Sheet:

# Logging into the Bromcom Student Portal

Welcome to the **Bromcom Student Portal**! This guide will help you log in step-by-step so you can access your timetable, homework, attendance, and more.

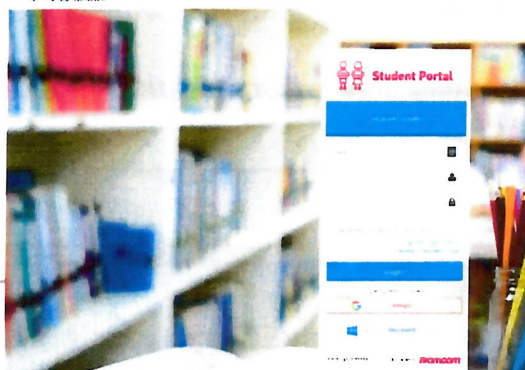
### ✔ Step-by-Step Instructions

---

#### 1. Open the Student Portal

Go to the Student Portal login page:

🌐 <https://www.bromcomvle.com/>



---

#### 2. Enter Your School ID

You will be asked to enter your **School ID**

School ID: **14641**

---

#### 3. Enter your user name and password

This will be your surname with some numbers

**Eg SMITH123** (can be found on email from Bromcom or see no.4)

**Password** needs to include – Capital letter, lowercase, number and symbol

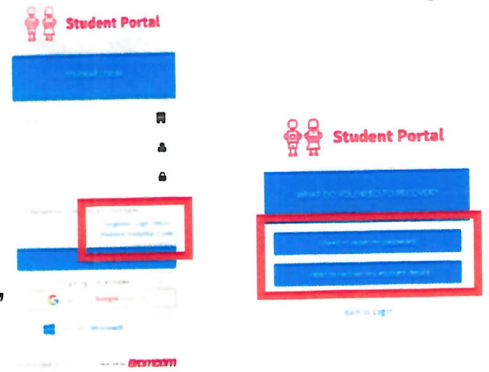
---

*If you are having problems logging in then see below:*

## 4. Forgotten Your Username?

If you've forgotten your username:

1. Click "**Forgotten your login details**"
2. Select "**I've need to recover my account details**"
3. Enter your School ID and school email address




You'll receive an email with your username. (check your school email)

---

## 5. Forgot Your Password?

If you've forgotten your password:

1. Click "**Forgotten your login details**"
2. Click "**Forgotten your password?**"
3. Follow the instructions to reset it.



You'll receive an email with a reset link. (check your school email)

**Password needs to include – Capital letter, lowercase, number and symbol**

---

## Tips & Troubleshooting

- Make sure **Caps Lock** is off.
  - Use **Google Chrome** for the best experience.
  - If you're using a school computer, you may be logged in automatically.
  - Still stuck? Ask your **form tutor or IT/Computing teacher** for help.
- 

## Want to use your phone/tablet?

Download the **Bromcom student app**

