

# KS4 Information Evening

# Year 10

*Supporting your child  
through KS4 and GCSEs*



**ST CLEMENT'S**  
**HIGH SCHOOL**

# Wellbeing

- Exercise
- Screen time
- Sleep
- Time to relax
- Diet & Water
- Quiet work space



# Being Prepared - Equipment

**Daily equipment checks** happen during tutor time to ensure that all students have the necessary equipment to effectively complete their lessons. Students will be checked for the following essential items:

- Pen(s) (black ink ideally)
- Pencil(s)
- Ruler
- Rubber
- Sharpener
- Scientific calculator
- Maths equipment (protractor and compass)

We believe that these checks will be valuable in helping students feel more confident and organised as they prepare for their GCSE's.

# Revision Support

- Weekly tutor time revision sessions/independent study
  - How to revise sessions
  - 50 things booklets
- Assessment timetable and revision list rolled out in tutor times and assemblies (closer to assessments)
- Pastoral support to help students manage pressures/expectations
- Regular revision at home, little and often



## Citizenship

	Questions	Answers
	<b>Life in Modern Britain</b>	<b>Life in Modern Britain</b>
1	What are the principles and values that underpin British society?	The right to vote. Democracy. Human rights. Freedoms
2	What do we mean by identity?	How a person describes themselves as an individual.
3	What is cultural diversity?	The variety of people and backgrounds in an area.
4	What is the Media?	The biggest provider of information in the modern worlds. Forms of media can include Television, radio, books, newspapers, magazines, the cinema, the internet.
5	What is mass media?	A section of the media used to reach a very large audience. Includes newspapers, magazines, television and broadcasting.

## How could you do things differently?

- **Ask, Explain and Connect - ELABORATION**
- **No Cramming – SPACED PRACTICE**
- **Switch - INTERLEAVING**
- **Words and Visuals – DUAL CODING**
- **Examples – CONCRETE EXAMPLES**
- **Recall What YOU Know – RETRIEVAL PRACTICE**

'Don't panic..... You are already doing lot's of these in lessons!'

Your Teachers



GCSEPod



# With your GCSEPod account...



Over 6,000 short videos ('Pods') covering 27 GCSE subjects.



Free, unlimited streaming access to the GCSEPod website.



Unlimited downloads to take the videos anywhere.



Everything is filtered for the curriculums you are being taught.

# On the website...

## Signing in to GCSEPod for the first time using Google



<https://members.gcsepod.com/teachers/dashboard>

# Exam Access Arrangements



## WHAT ARE ACCESS ARRANGEMENTS?

- Access arrangements allow students with specific needs, such as special educational needs or disabilities, to access an exam.
- They allow students to show what they know and can do without changing the demands of the exam.

Additional needs or a diagnosis alone do not entitle a student to access arrangements.

If a student has learning difficulties, the school or college's appointed assessor must conduct the assessment to determine the need for access arrangements.

- Your child may be approved for support such as extra time, a reader, or use of a laptop.
- These arrangements are always available, but they must reflect your child's **normal way of working** and be evidenced.
- Some students choose not to use their EAA in lessons or assessments.
- In these cases, the arrangements remain in place, but it is the **student's choice** whether or not to use them in their final exams.

# Expectations

- Attendance 96%+
- ATL's 1s and 2s
- Uniform
- Equipment (including **calculator**)
- Punctual
- 20-30 mins of revision every school day

ST CLEMENT'S STUDENTS ARE...

**P**roactive

**R**espectful

**I**ndependent

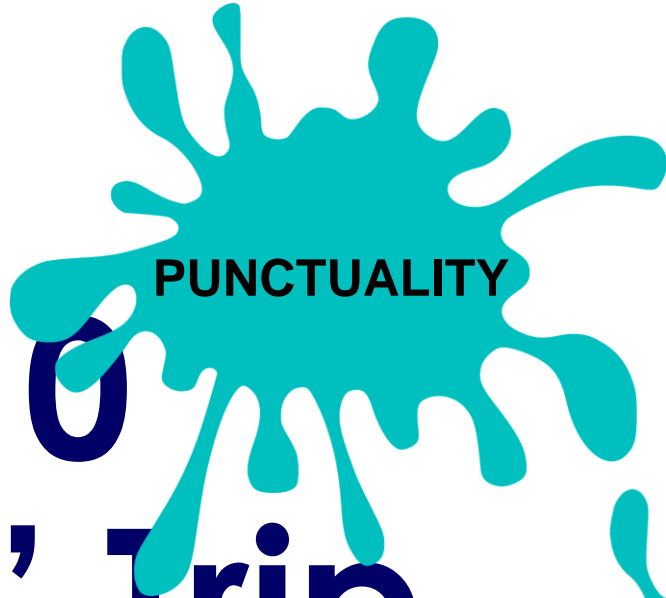
**D**etermined

**E**nthusiastic






Year 10




# 'Paintball' Trip

Monday 6th July 2026

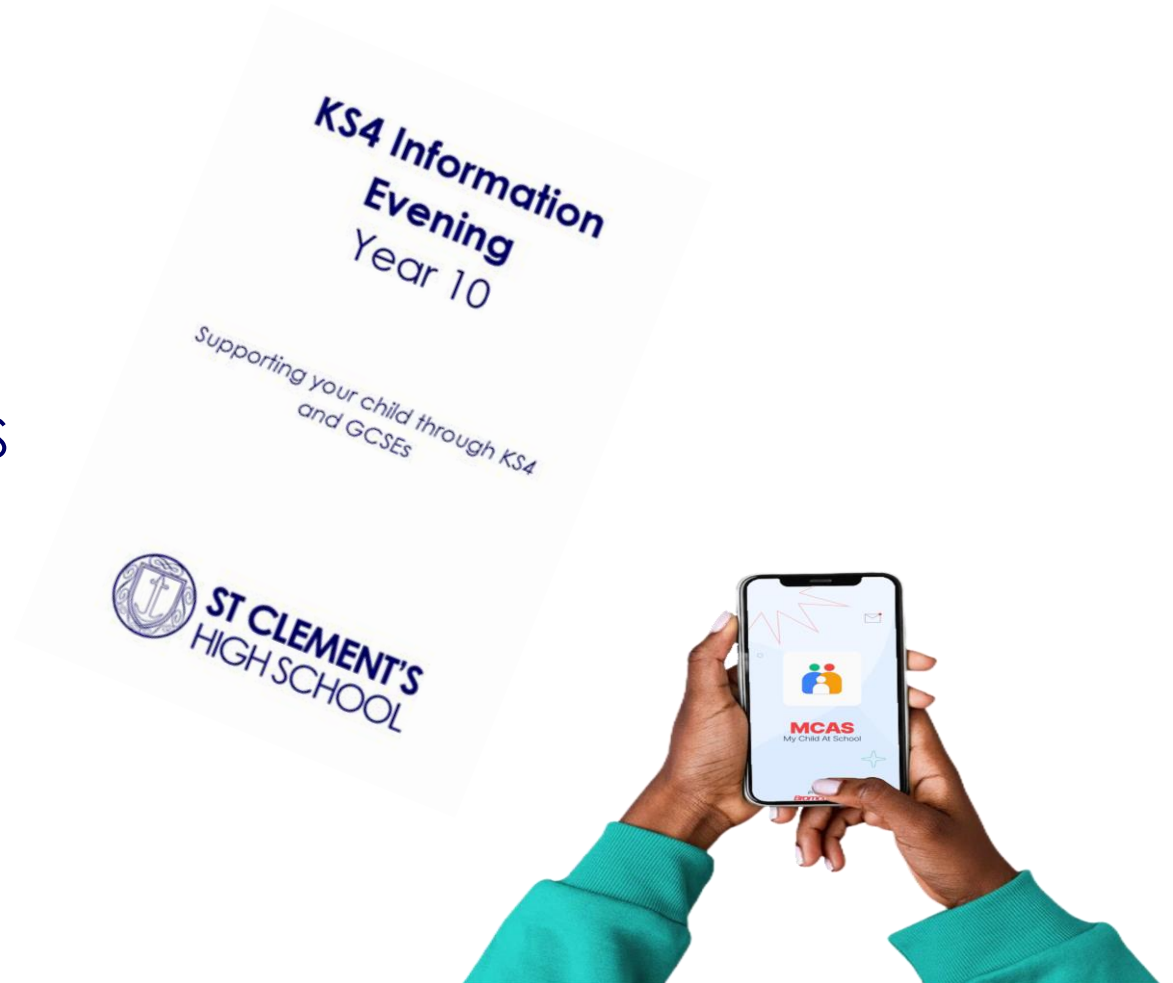


Are **YOU** on target?



# GCSE 'Habits of Success'

- Weekly SPARX
- Weekly attendance at support sessions;
  - 3D Design
  - Art
  - Photography
  - Catering
  - PE (Practical Evidence)
- Basic expectations - Monitor through MCAS
- Discussions surrounding CEIAG (Futures)
- GCSEPod
- GC - pupil absence (catch up)
- Revise/Practice now! 20-30 mins per day
- Revision Guides (School Website)
- Study Space



# Year 10 Key Dates

- Friday 28<sup>th</sup> November 2025 – Year 10 Report 1 (ATL and Attendance)
- Thursday 4<sup>th</sup> December 2025 – Year 10 Tutor Evening
- WC 23<sup>rd</sup> March 2026 – Year 10 Assessment Week
- Friday 1<sup>st</sup> May 2026 – Year 10 Report 2 (ATL, Attendance and Assessment Data)
- Thursday 7<sup>th</sup> May 2026 – Year 10 Parents Evening
- WC 13<sup>th</sup> July 2026 – Year 10 Work Experience

# Duke of Edinburgh (Silver)



Silver DofE is offered to year 10 students at St Clement's.

The Duke of Edinburgh Award is a life changing experience. It's an opportunity to learn new skills, discover talents and to have fun with friends.

It's a well respected award which is recognised by colleges, sixth forms and employers.

The award is split into four sections, Physical, Volunteering, Skill & Expedition.

The DofE is open to anyone from the age of 14, regardless of one's ability, gender or background. One of the key values in the DofE is about working as a team, you don't achieve the award by coming first.

Silver (Year 10+)	<b>Volunteering</b> <b>6</b> months	<b>Physical</b> <b>6 or 3</b> months	<b>Skills</b> <b>6 or 3</b> months	<b>Expedition</b> <b>3 days</b> <b>2 nights</b>
	Physical and Skills sections: one section for 6 months and the other section for 3 months			
If you didn't do Bronze, you must do a further 6 months in either the Volunteering or the longer of the Physical or Skills sections.				

For more information, contact Mr Reynolds

To sign up, complete the google form on the Year 10 Google Classroom.

# TopLink - Sports Leader



## NATIONAL QUALIFICATION

### **Level 1 & Level 2 Awards (Completed at SCHS)**

Level 3 completed post 16 and  
has UCAS points value

UNIT 1; Lead two 15 minute sports  
sessions

UNIT 2; Complete voluntary  
Leadership (L1; one hr & L2 5 hrs)

UNIT 3; Run a Top Link Festival for  
Primary Cluster Schools (This Year  
Friday 10<sup>th</sup> July)

UNIT 4; Complete the course  
Leadership Log Book



*Class of 2027*

**WORK**

**EXPERIENCE**



**ST CLEMENT'S  
HIGH SCHOOL**

# Benefits

- Take your first steps into the application/interview process
- Gain an insight into employer expectations
- Experience the world of work
- Build relationships with employers for the future
- Experience/reference to go on applications
- Gain valuable skills, these may not be in the career you want but skills are transferable

# **Their work experience is so valuable to them.**

We ask for parents/carers to provide as much support as possible with finding placements etc. so they can really get the best out of this experience.

It's important the student takes ownership of the whole process.



**ST CLEMENT'S**  
HIGH SCHOOL

# Work Experience Timeline

**September 2025**

Work Experience  
Launch

Where would they like  
to go for work  
experience?



**October 2025**

Students will have tutor  
time sessions on work  
experience, how to  
find a placement and  
adding it to Unifrog.



**October 2025 –  
December 2025**

Placement Hunting –  
Students to contact  
potential placements  
and submit placement  
requests to unifrog.



**January 2026**

Employers to  
complete all relevant  
documentation on  
Unifrog



**February 2026**

Parent/Carer sign off  
for Unifrog placement  
- can't progress  
without this



**March 2026**

Final review of all  
documentation and  
preparation for  
placements



**13<sup>th</sup> – 17<sup>th</sup> July 2026**  
Work Experience



**Next Steps**

College/Sixth Form  
Applications

# Applying for Work Experience

- Please think carefully with your child about where the best placement for them may be – logistics, etc.
- Please encourage your child to make the phone call or pop into the business and ask. This is all part of the experience and will help them to build essential skills
- Once students have secured a placement, they will need to use the unifrog placements tool  
<https://www.unifrog.org/teacher/resources/direct/know-how-957>

## Important information

This Placements tool is a work experience admin management tool. It is not a searchable database of placements.

The tool should start to be used by the student, once they have found a placement.

Please see the final slide of this presentation for helpful Unifrog resources around Work Experience placements.

## What is Unifrog?

Unifrog is an online careers platform used by over half of the secondary schools and colleges in the UK. The platform has various tools to help students research careers and future pathways, draft CVs and personal statements, and manage work experience.

## Using the Unifrog Placements tool

Unifrog's Placements tool helps schools, students, parents and employers with the admin behind work experience.

More than 1000 schools use this tool to organise work experience, and 90,000+ placements have been processed through the tool.

# Using the Unifrog Placements tool



Students have received their Unifrog logins

After the student has informally agreed a placement, they will need to log into their Unifrog profiles to log the Placement.

Ages 11-14 Ages 14-16 All tools

Exploring pathways


- Careers library**  
✓ Careers favourited  
Go to tool >
- Subjects library**  
✓ Subjects favourited  
Go to tool >
- Know-how library**  
✓ Guides favourited  
Go to tool >
- Courses**  
✉ 1 teacher comment  
Go to tool >
- Webinars**  
Hear directly from the experts  
Go to tool >
- Read, Watch, Listen**  
✓ Profiles favourited  
Start >
- Placements**  
✓ 3 placements added, 3 completed  
Go to tool >

# Next steps

## Students

Log into Unifrog.

Source a placement, then log the information on Unifrog.



## Parents/Carers

Support your child to source a placement. Encourage them to log it on Unifrog.

**Look out for an email from Unifrog once the student and the employer have completed their forms.**



## More info

- Unifrog have created a set of guides about placements.
- Guides can be accessed using the QR code.
- Pro tip: check out the apprenticeships tool on Unifrog to research local employers who may be open to hosting a placement.



*QR codes to guides*

*(These links will all be added to the Google Classroom)*

# Some of Our 2025 Placements

- **Accountants**
- **Gyms**
- **Barbers**
- **Asda/Tesco**
- **Car Mechanics**
- **Sandringham**
- **Printers**
- **Engineers**
- **Farms/Agriculture**
- **KASET**
- **Sports Coaching**
- **Vets**

# Contact

Mr Reynolds - [m.reynolds@stclementshigh.org.uk](mailto:m.reynolds@stclementshigh.org.uk)

Mr Feaviour- [l.feaviour@stclementshigh.org.uk](mailto:l.feaviour@stclementshigh.org.uk)

Ms Wagstaff (Careers)- [s.wagstaff@stclementshigh.org.uk](mailto:s.wagstaff@stclementshigh.org.uk)

Mrs Street (Pastoral)- [k.street@stclementshigh.org.uk](mailto:k.street@stclementshigh.org.uk)

Mrs Chappell (SENCO)- [c.chappell@stclementshigh.org.uk](mailto:c.chappell@stclementshigh.org.uk)